












WWI Stitching



1/32 scale detail set • sada detailů pro model 1/32

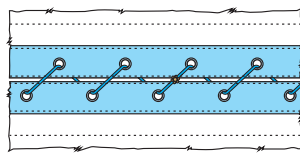
eduard

32 228

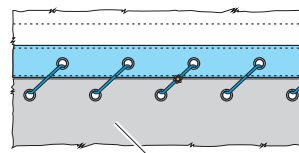


-  APPLY EXPRESS MASK AND PAINT BEFORE GLUING
POUŽIT EXPRESS MASK NABARVIT PŘED SLEPENÍM
-  SYMMETRICAL ASSEMBLY
SYMETRICKÁ MONTÁŽ
-  REMOVE
ODSTRANIT
-  GRIND
OBROUSIT
-  DRILL HOLE
VRTAT OTVOR
-  BEND
OHNOUT
-  OPTION
VOLBA
-  REPLACE
NAHRADIT

-  ORIGINAL KIT PARTS
PŮVODNÍ DÍLY STAVEBNICE
-  PHOTO-ETCHED PARTS
LEPTANÉ DÍLY
-  PARTS TO BE REMOVED
DÍLY K ODSTRANĚNÍ
-  FILL
TMELIT

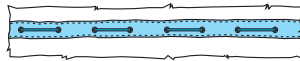


1, 2



3

metal plate



4

