



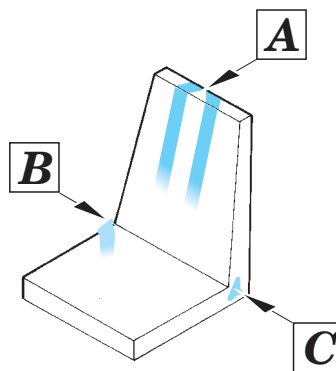
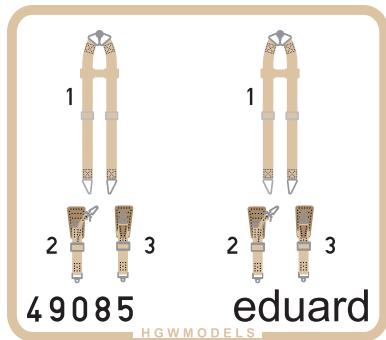
# Seatbelts Luftwaffe WWII bombers SUPERFABRIC

eduard

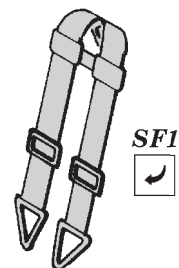
49 085

1/48 scale detail set • sada detailů pro model 1/48

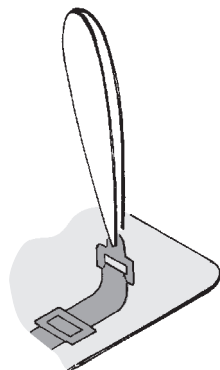
## SF - Super Fabric Seatbelts



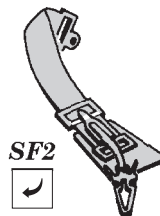
A



SF1




B



SF2



C



SF3



- 1. Remove SF part from the supporting paper using point tweezers.**
- 2. Put the SF part to its place.**
- 3. Fix the part using white glue.**

**Note: Do not use CA glue !!!**